

1. Musical Knowledge

General guidelines:

The contestant is eligible to compete by taking the written test at school under the mentor's control. The mentor is responsible to ensure that the contestant competes using a personal computer or laptop with a camera and a stable internet connection. Please, make sure that the contestant and his/her workplace is entirely visible on the webcam. The contestant must face the camera directly and maintain their gaze towards the screen for the entire duration of the testing. The contestant is also not allowed to leave his workstation and the use of any other devices and aids (for example smart watches, phones, tablets, musical keyboards, posters, books, etc.) is prohibited.

The connection to the Zoom video conference for each respective country and competitive group will be available 15 minutes prior to the beginning of the test.

The contestant must remain signed in to the Zoom video conference with audio as well as video for the entire duration of the written part of the examination.

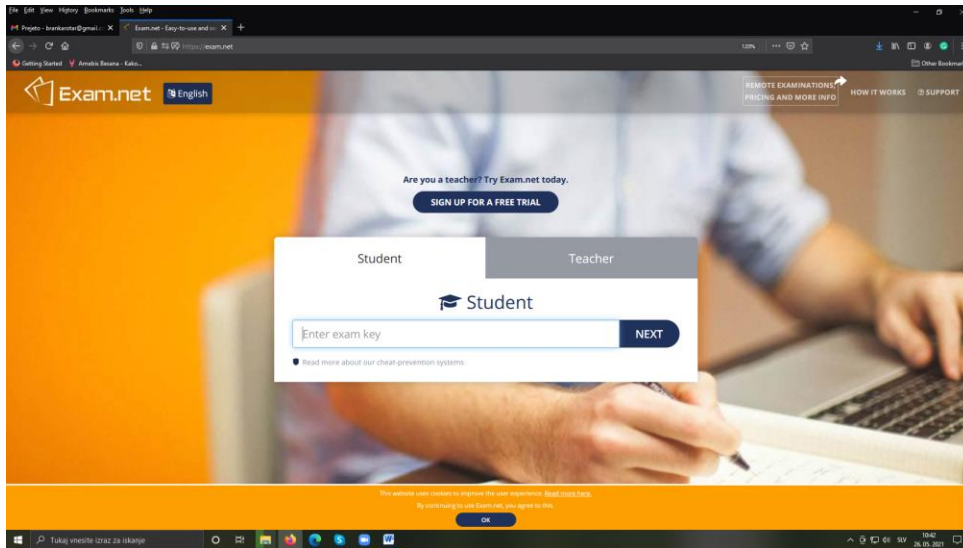
The workspace and room where the Contestant is taking the test must not contain any kind of aid that would give them an unfair competitive advantage. For example an additional personal computer, books, posters, musical keyboards, etc.

The Contestants are under constant supervision by a representative from the Academy of Music in Ljubljana (UL AG) alongside a jury member from their respective country.

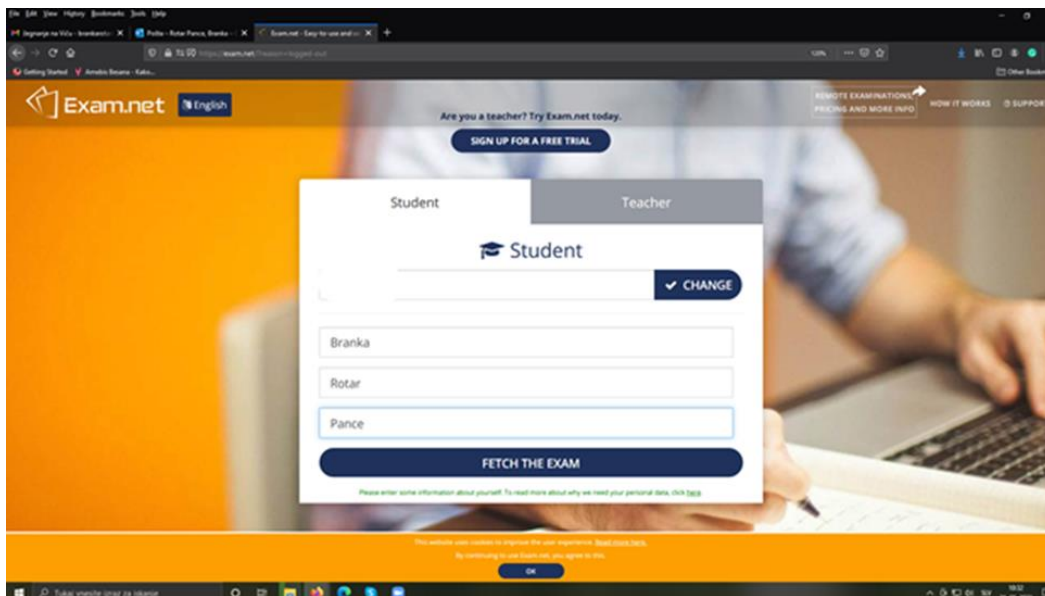
After successfully connecting a group of Contestants to their designated Zoom conference, the jury member directs them to sign in to the written test on Exam.net.

The Contestant can use any internet browser to connect to <https://exam.net/> and sign in as a "student". If they require assistance in this initial procedure their teachers-mentors are allowed to assist them.

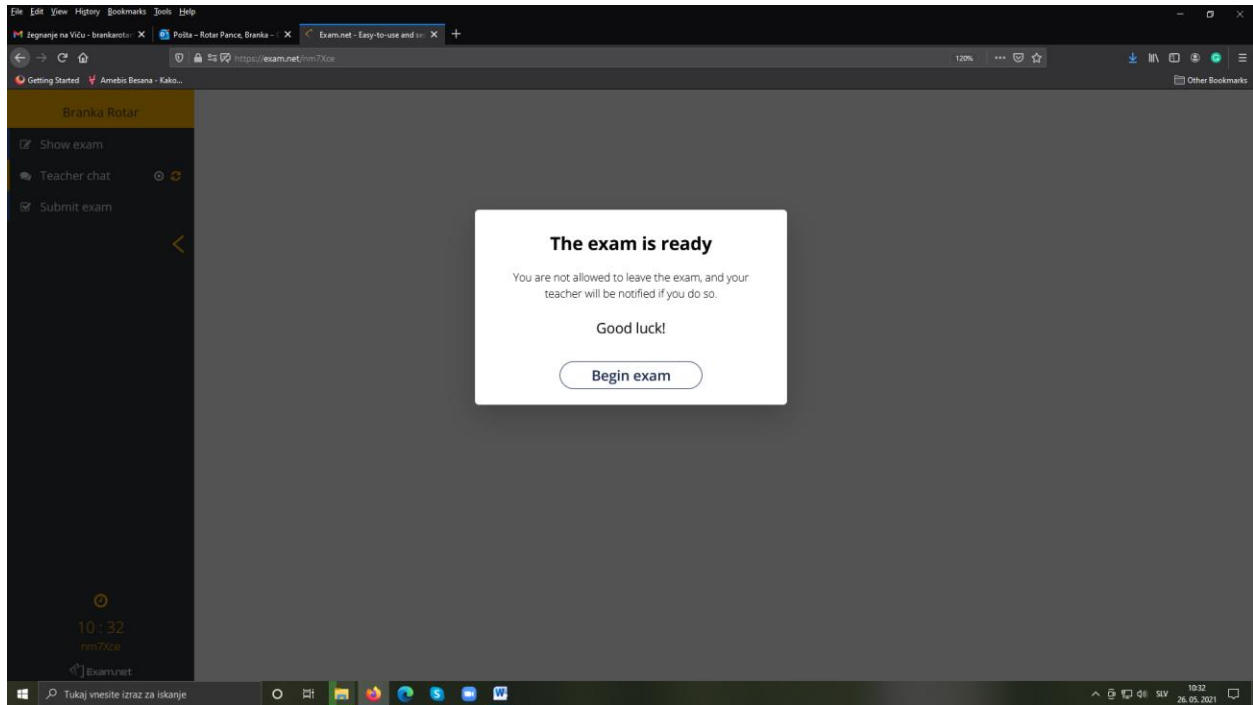
Once they are connected, a jury member will give them the access code to the exam. Teachers-mentors are also allowed assist if any problems arise at this step of the procedure.



When they sign in with the code, the Contestant must fill out the requested information to continue (Name, surname, mentor, etc.). When everything is filled out, the Contestant proceeds by following the link that says “FETCH THE EXAM”



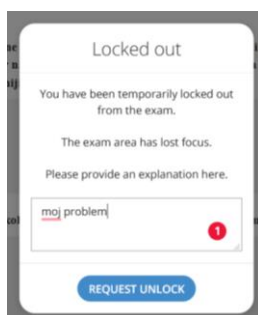
At this point the Contestant should receive confirmation that **The Exam is ready** and by clicking the **Begin the exam** option, they do just that. **After the Contestant starts solving the exam, the teacher-mentor is no longer allowed to assist with anything for the duration of the exam.** It is best if they just distance themselves until the test is finished.



The tasks on the exam can be solved in any order. Solved tasks will be collared gray. There are no issues with revision or editing your answers during the exam since you can always click on the grayed out task to access them. The answers are saved automatically.

Important: While the test is in session the Contestant must not leave the Exam.net window. Either minimizing it or opening new windows will automatically lock them from continuing the test.

In the event a Contestant is locked out, they need to provide feedback on why the interruption occurred and press the REQUEST UNLOCK button, which allows them to continue solving their exam without any immediate intervention from the organizers and jury members.



In the event the competitor experiences a significant malfunction, is signed out of Exam.net and has lost the connection to the test, their teacher-mentor should step in and assist them in following the instructions of both a jury member and a member of the organizing board of the

Academy of Music in Ljubljana. They will receive an individual code that will allow them to continue solving their exam. These events are extremely rare and the reason why we bring them up here is to reassure the competitors that none of their answers will be lost in such events.

After the competitor finishes taking the test, they conclude the examination by following the **Submit the Exam** button found in the third row of the dark column on the left side of the screen.

2. Vocal performance

The song has to be performed within one recording without cuts and interruptions. The participant's full body has to be well visible in the recorded video.

In order to record their vocal performance the contestants can use regular recording devices, for example smart phones, cameras, etc.). It is important to note that the technical quality of recording will not have a substantial influence on the decision of the jury.

Here are some additional guidelines for the recordings:

- Make sure to record your vocal performance in a decently acoustic room (without noise, significant echo, other disturbances around the room, etc.),
- the video of your performance must be submitted in the standard .mp4 format and should be recorded horizontally,
- The video should be recorded in one take from a single camera, without any additional editing or cameras
- Please make sure the contestant is entirely visible in the recording,
- Singing on backing track is not allowed. The contestant can use a live accompaniment if is needed.

When submitting your recordings it is very important to name them in the following way: NAME-SURNAME of the contestant, followed by abbreviation of the country, group number (1 or 2) and Vocalperformance

This is how to label your recording:

GERDA-IGAUNE-LV-1-Vocalperformance

JEKABS-BERNATS-LV-2-Vocalperformance

3. Composition

The composition has to be performed within one recording without cuts and interruptions. All participants' full body and their instruments have to be well visible in the recorded video.

In order to record their composition, the contestants can use regular recording devices, for example smart phones, cameras, etc.). It is important to note that the technical quality of recording will not have a substantial influence on the decision of the jury.

Here are some additional guidelines for the recordings:

- Make sure to record your composition in a decently acoustic room (without noise, significant echo, other disturbances around the room, etc.),
- the video of your performance must be submitted in the standard .mp4 format and should be recorded horizontally,
- The video should be recorded in one take from a single camera, without any additional editing or cameras
- Please make sure the author of the composition (and the additional performers) is / are entirely visible in the recording,

When submitting your recordings it is very important to name them in the following way: NAME-SURNAME of the contestant, followed by abbreviation of the country, group number (1 or 2) and Composition,

This is how to label your recording:

GERDA-IGAUNE-LV-1- Composition

JEKABS-BERNATS-LV-2- Composition